



Leaders in International Higher Education

2023 Annual Conference



Elevating the International Education Experience for Students Through a Japanese Lens

- **Matthew J. Wilson**
President and Dean at Temple University, Japan Campus
[JAFSA Board Member]
- **Naoto Yoshikawa**
Vice Chancellor at Tokai University [JAFSA Board Member]
- **Yuko Takahashi**
President at Tsuda University [JAFSA Board Member]

JAFSA session



- This session is presented by JAFSA *
- **JAFSA (Japan Network for International Education)** was established in 1968 as a non-profit, non-governmental, voluntary based organization.
- As of January 2023, more than 320 members consist of universities, foreign educational offices/embassies, educational organizations, and others.
- For more details ⇒ <https://www.jafsa.org/en/>

Outline

- Physical presences and cross-border relationships
- Japan Study Abroad Outlook – impact of COVID
- Japan as an example: New expectations, new formats, and work arounds



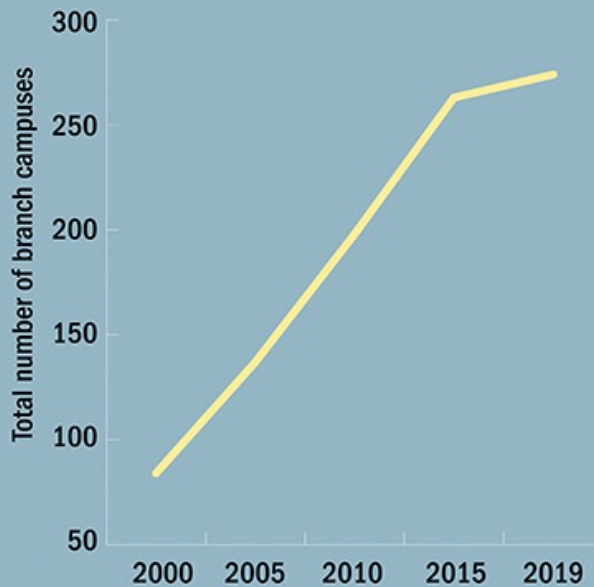
- Globalization has dramatically altered the workplace. Today's employers seek job candidates with the technical knowledge and "soft skills" – problem solving, time management, cross-cultural competence – needed to succeed in current and future business environments. Responses from 13,000 hiring managers and CEOs in the 2020 QS Global employer survey revealed that more than 25% said “international experience” was a job recruitment *priority*.



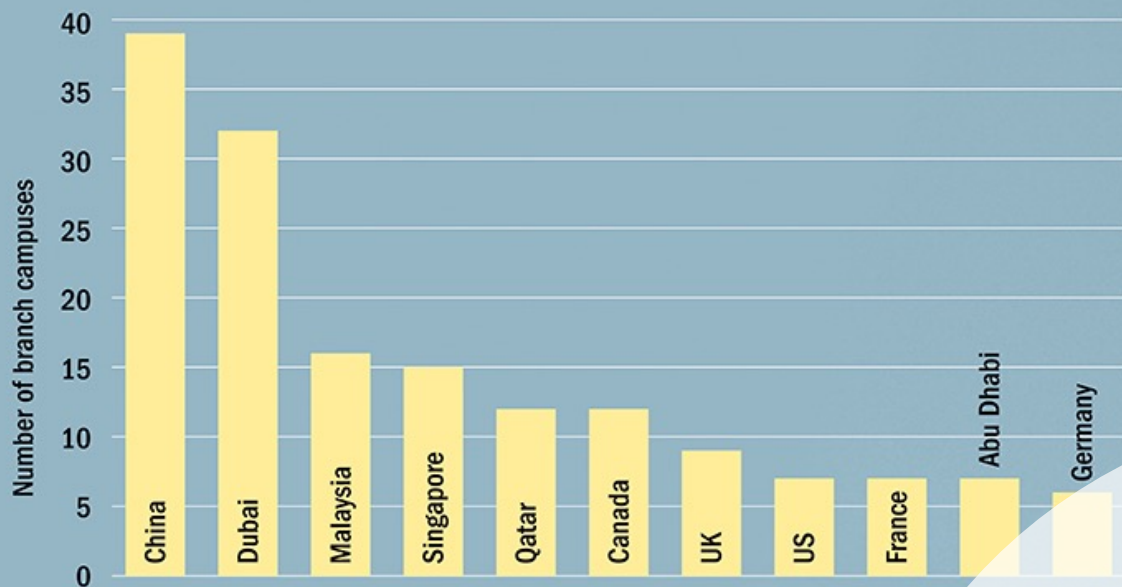
Physical presences and cross-border relationships



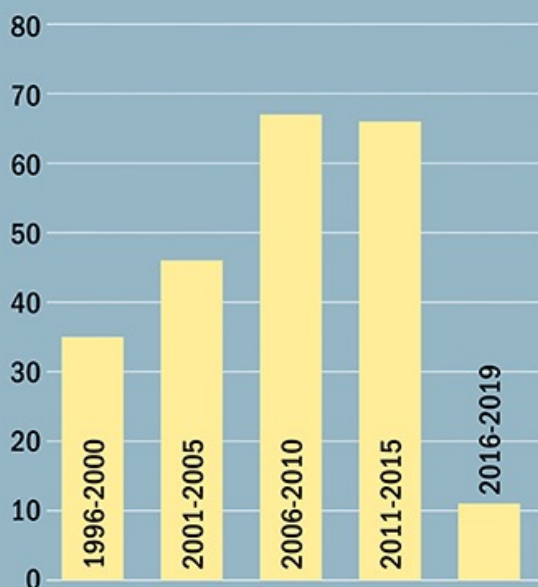
Growth in total branch campus numbers



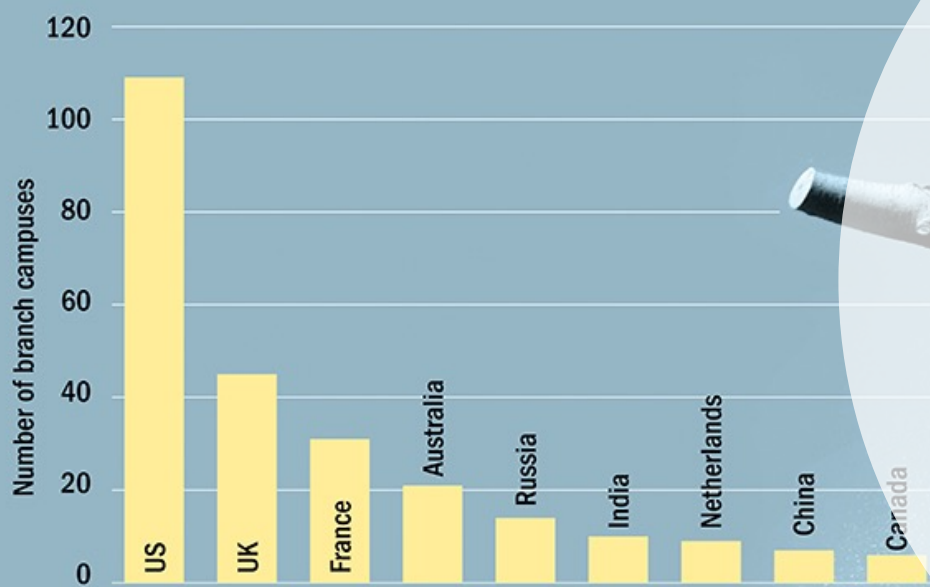
Most frequent location of branch campuses



Number of new branch campuses opening



Most frequent home country of branch campuses



Source: "International Branch Campuses: Trends and Developments, 2016", published by the Observatory of Borderless Higher Education (OBHE) and the Cross-Border Education Research Team (C-BERT), updated with unpublished OBHE/C-BERT data.

Note: Figures correct as of January 2017.
Source: Cross-Border Education Research Team (C-BERT)

**Physical presence
and cross-border
relationships**



Leaders in International Higher Education

2023 Annual Conference

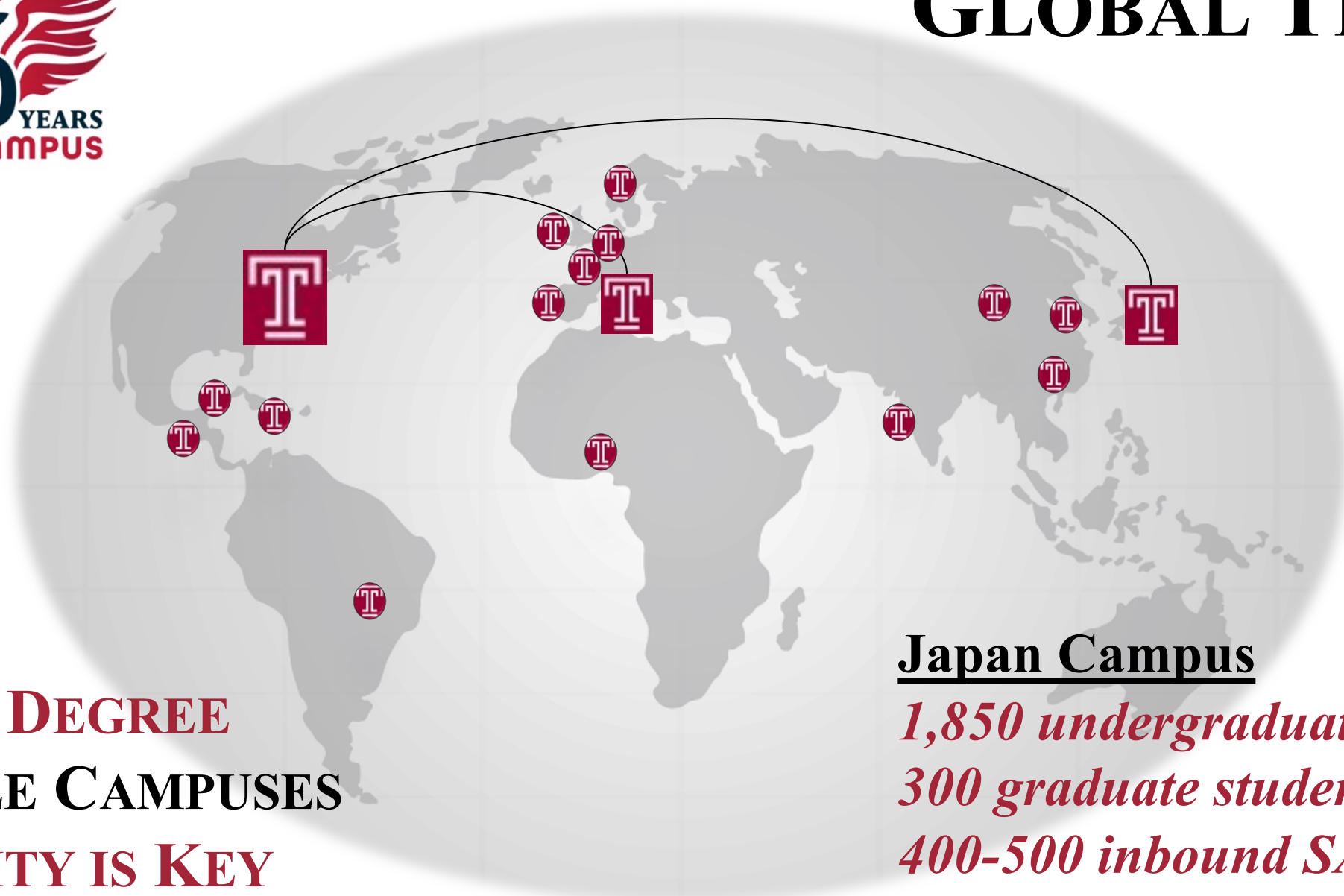


JAPAN & INTERNATIONAL BRANCH CAMPUSES

- ❖ International education -- image
- ❖ History in Japan ... boom (36) to bust
 - Intensive English, small number of credits (transfer prep.), degree programs
- ❖ Partnerships
- ❖ Costs (space, quality, faculty, experienced administrators)
- ❖ Challenges



GLOBAL TEMPLE



ONE DEGREE
MULTIPLE CAMPUSES
QUALITY IS KEY

Japan Campus

1,850 undergraduate students
300 graduate students
400-500 inbound SA students



Leaders in International Higher Education

2023 Annual Conference

JAPAN ABROAD

- ❖ Overseas offices or “bases” of Japanese universities reached 690 by 2018. Two-thirds of these were located in Asia.
- ❖ Several joint universities were established in Egypt, Malaysia, and Vietnam under bilateral government agreements

Host Country Enrichment

Economic | Cultural | Personal

Bridges

Future contributors | Supporters | Advocates

Global Impact

Understanding | Communication |
Talent Exchange

Global-Ready Individuals:

Adaptable | Flexible | Comparative
mindset | Respectful | Critical thinker |
Expanded perspective | Continuous
learning | Tackle challenges | Distinguished

STUDY ABROAD BENEFITS





- **OUTBOUND.** In 2020, only 1,500 students from Japanese universities studied abroad. Only 18,000 Japanese studied overseas versus 78,000 in 2019.
- **MISSING OUT.** Japanese students completing their studies **overseas** dropped from a peak of 82,945 in 2004 to 57,501 in 2011 according to OECD data. Dropping more each year.
- **U.S. BOUND STUDENTS**
 - JAPANESE 46,496 in 2000 | 17,554 in 2019
 - TOTAL 547,867 in 2000 | 1,075,496 in 2019

JAPAN

PRE & POST-PANDEMIC



- **Fewer Japanese students**
 - Demographics
 - Cost
 - Comfort | language
 - Advice away from overseas study?
 - Fear | Crime
 - COVID
 - Job-hunting cycle

**TURNING AWAY FROM
STUDYING ABROAD**



JAPAN

PRE & POST-PANDEMIC

- **INBOUND – Foreign students**

[1978] 5,849 international students

[2019] 312,214 international students

[2021] 242,444 international students in Japan (universities, language schools, trade institutions).

* Top feeders: China (50%), Vietnam (20%), Nepal (8%)

** Less than 1,200 American students

- **GOV'T PUSH – GLOBAL 30 | SUPER GLOBAL**

- **C**atalyst for educational reform
- **C**ontribute to economic success;
- **C**ement positive reputation overseas

- **TRENDS.** Significant drop. Closed borders kept 10% of these students overseas.

- **CHALLENGES.** Visas, logistics, language, calendar

Encouragement

- ❖ **Leading by example:** Presidential involvement
- ❖ **Student support for in-person:** academic, financial, and mental
- ❖ **Joint online courses:** 4-university example | quality and accessibility
- ❖ **Beyond credit exchanges**
 - ❖ Double Degrees (2014)
 - ❖ Space/housing for Students
 - ❖ Study abroad in Japan
- ❖ **Virtual internships**

Expect the Unexpected

- ❖ **Safety and health protocols**
- ❖ **To proceed or not to proceed?** *Importance of global experiences*
- ❖ **Academics -- No turning back?** *Student preferences v. constraints (practical, economic, governmental in terms of hybrid or online education)*
- ❖ **Academics -- Teaching and transfer of knowledge.** *Shift methods analysis and critical thinking? Skills development*
- ❖ **Interaction.** *Student interaction, faculty involvement, institutional collaboration*
- ❖ **Career readiness and preparation.** *New world*

Overcoming Differences After COVID-19

-U.S. Students to Japan-



Naoto Yoshikawa, Ph.D.

Tokai University
Vice Chancellor for
Global Initiatives

Outline

- I. Clarify differences between universities in Japan and the U.S.
 - II. Accommodating the differences
 - II.1. Build/Adjust the Program at the University in Japan
 - II. 2. Connector/Adapter: Hawaii Tokai International College (HTIC)
 - III. Experience of Double (Dual) Degree Program with Tokai University and HTIC
- Points of Discussion

I. Differences

Differences (e.g.)	Japan	The United States
Academic Year	April to March	Aug./Sep. to June
Credit Calculation	Ministry of Education (1+1)	Carnegie Unit, ADP (1+2)
Tuition Fee	Economical	High
Language	Japanese	English
Health Insurance (for students)	Government insurance	Private

II. How to Accommodate the Differences

Objective: U.S. students to study in Japan with Japanese students (study abroad program)

- 1. Build/Adjust the Program at the University in Japan**
- 2. Establish the Connector (adaptor):**
e.g. Hawaii Tokai International College

II.1. Build/Adjust the Program at Universities in Japan

- Make a half-year program (September to December) and/or a one-year program (September to July).
- Credits would be decided by the origin university in the U.S.
- Classes would be offered in English and Japanese language classes.
- The U.S. students will pay the Japanese tuition.





Tokai University in Japan

Campus: 7



- Letters
- Cultural and Social Studies
- Political Science & Economics
- Law
- Humanities and Culture
- Science
- Information Science & Technology
- Engineering
- Physical Education
- Health Studies



- International Cultural Relations
- Biological Science & Engineering



Aso Farm



Sapporo

Hokkaido

Shonan

Kyoto

Mt. Fuji

Tokyo

Shibuya

Shinagawa

Isehara

Shimizu

Kumamoto

- Tourism

- Information & Telecommunication Engineering

- Medicine

- Marine Science & Technology

- Business Studies
- Industrial Engineering
- Agriculture

Universities in Japan: 800

II. 1. Connector/Adapter Hawaii Tokai International College (HTIC)

Junior College in Hawaii Accredited by the Accrediting Commission for Community and Junior Colleges (ACCJC), Western Association of Schools and Colleges (WASC).

Originally

Japanese students → HTIC → US Universities

Possible

US students → HTIC → Japan



Feature of HTIC





- Quarter system (September, January, April, and June/July)
- 60 credits for Associate in Arts Degree (transferable)
- Japanese language and anthropology, history classes



e.g. Syracuse students spent two terms at HTIC and went to Tokai University in Japan.

III. Experience of Double (Dual) Degree Program with Tokai University and HTIC

- Tokai University 124 credits (BA or BS degree)
- Hawaii Tokai International College 60 credits (AA degree)

Tokai University  HTIC (Summer, Fall, and Winter 30 credits + 30 credits: AA degree)  Tokai University 30 credits + 94 credits: BA or BS degree)

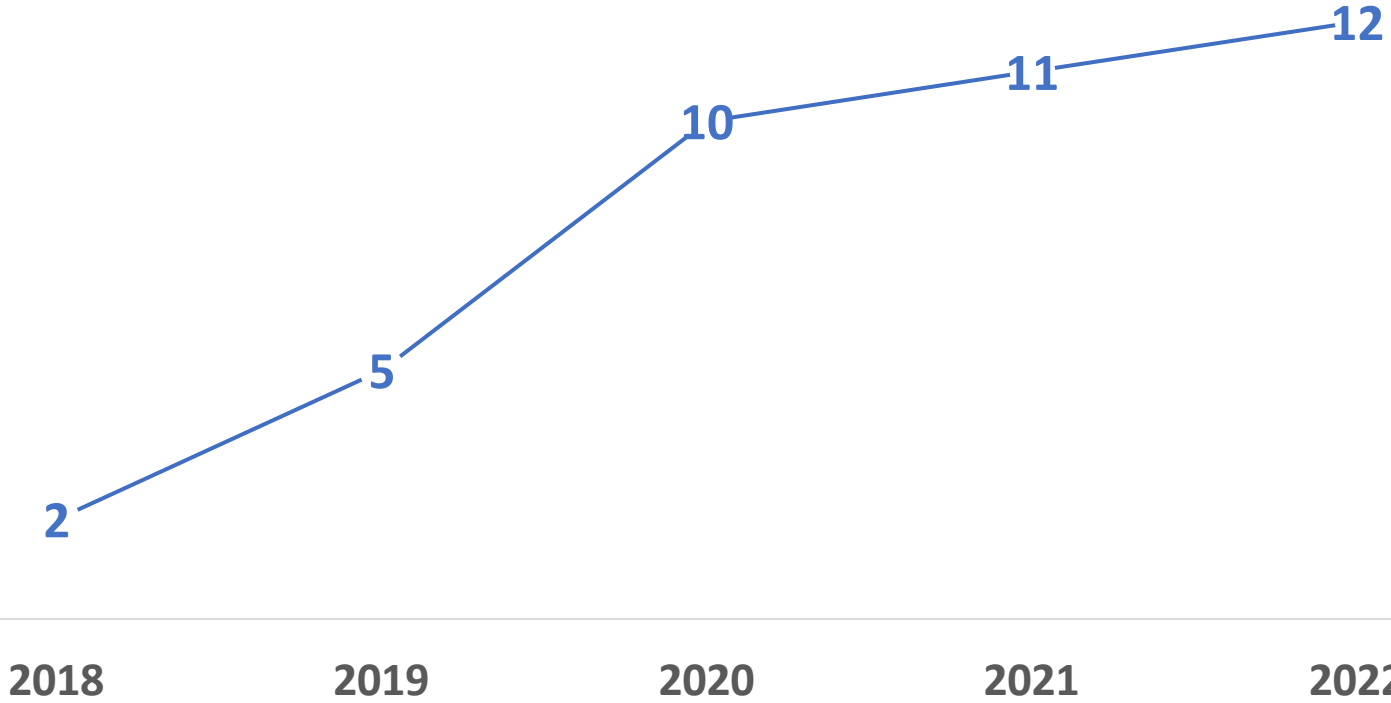
Covid-19's Impact on International Exchange at a Liberal Arts University in Japan

Yuko Takahashi (President, Tsuda University)

2018-2022 Number of Degree-seeking International Students

Department	Country	2018	2019	2020	2021	2022
International and Cultural Studies	China	1	1	4	5	5
International and Cultural Studies	South Korea	1			1	1
International Cooperation and Multicultural Studies	China					1
Mathematics	China		2	2	2	2
Policy Studies	China		1	2	2	2
Policy Studies	South Korea			1	1	1
Graduate Program in English and Cultural Studies	China		1	1		
Total		2	5	10	11	12

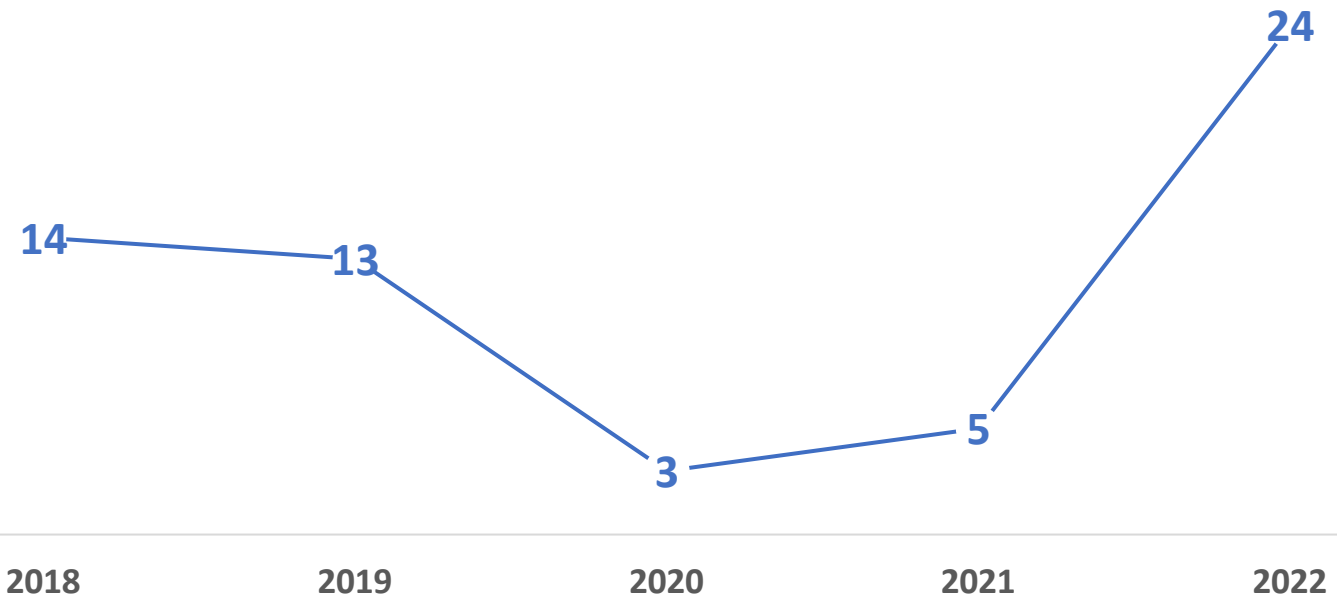
2018-2022 NUMBER OF DEGREE-SEEKING INTERNATIONAL STUDENTS



2018-2022 Number of Incoming Exchange International Students

Home Institution	Country	2018	2019	2020	2021	2022
Bryn Mawr College	U S A	1	0	0	0	0
CY Cergy Paris Université	F r a n c e	0	3	0	2	3
Ewha Womans Univrsity	South Korea	2	3	0	0	3
Heinrich Heine University Düsseldorf	Germany	2	1	0	1	3
Hochschule Bremen, City University of Applied Sciences	Germany	1	0	0	1	2
Hong Kong Shue Yan University	Hong Kong	0	0	2	0	1
Indiana University-Purdue University Indianapolis	U S A	0	0	0	0	1
Kookmin University	South Korea	2	2	0	0	5
Sarah Lawrence College	U S A	0	0	1	0	1
Spelman College	U S A	3	0	0	0	0
Tamkang University	Taiwan	2	2	0	0	1
University of the Philippines	th e P h il ip p in e s	1	1	0	0	0
Vietnam National University, Hanoi University of Language and International	V i e t n a m	0	0	0	1	2
Western Washington University	U S A	0	1	0	0	2
Total		14	13	3	5	24

2018-2022 NUMBER OF INCOMING EXCHANGE INTERNATIONAL STUDENTS

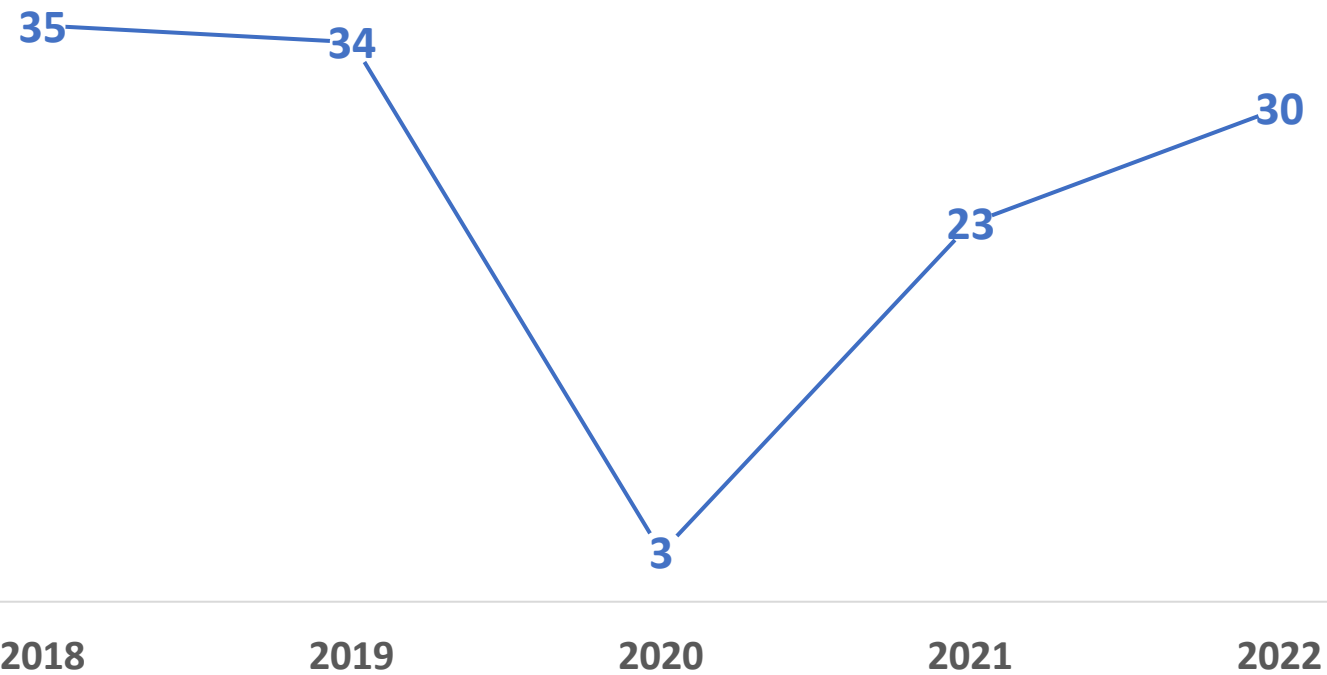


2018-2022 Number of Participants in Student Exchange Program Based on Agreement

No	Institution	Country	Number of students					Total
			2018	2019	2020	2021	2022	
1	Bryn Mawr College	USA				1	1	2
2	Indiana University-Purdue University Indianapolis		1	1		3	2	7
3	Minnesota State University Moorhead		3	3		5	3	14
4	Randolph College		1	2			1	4
5	Sarah Lawrence College			2			1	3
6	Spelman College		1	1				2
7	University of California Davis		2			2		4
8	University of Kansas		1				1	2
9	Western Washington University					1		1
10	McGill University	Canada						0
11	Aberystwyth University	England	1	2			3	6
12	University of Bristol		2				2	4
13	University of Edinburgh		1				2	3
14	University of York							0
15	University of Leeds		3	3				6
					*0 n line			

No	Institution	Country	Number of students					Total
			2018	2019	2020	2021	2022	
16	Blekinge Institute of Technology	Sweden	1					1
17	CY Cergy Paris Université	France	2	1		2		5
18	Hochschule Bremen, City University of Applied Sciences	Germany						0
19	Heinrich Heine University Dusseldorf		1	2		2	1	6
20	Australian National University	Australia	2					2
21	Deakin University			4			3	7
22	University of the Philippines	the Philippines	1	1		1*		2
23	Vietnam National University, Hanoi University of Languages & International Studies	Vietnam					1	1
24	Ewha Womans University	South Korea	2	2	1*	2	2	8
25	Kookmin University		2	2		1	2	7
26	Institute for International Students, Nanjing University	China	3	3	2*	2*		6
27	Hong Kong Shue Yan University	China (Hong Kong)	2	1			1	4
28	Tamkang University	Taiwan	2	2			2	6
29	Universidad Autónoma Metropolitana	Mexico	1	1			1	3
30	Colgate University (Language Intern) *1	USA	-	1	-	1	1	3
Total			35	34	3	23	30	125
					*0 n line			

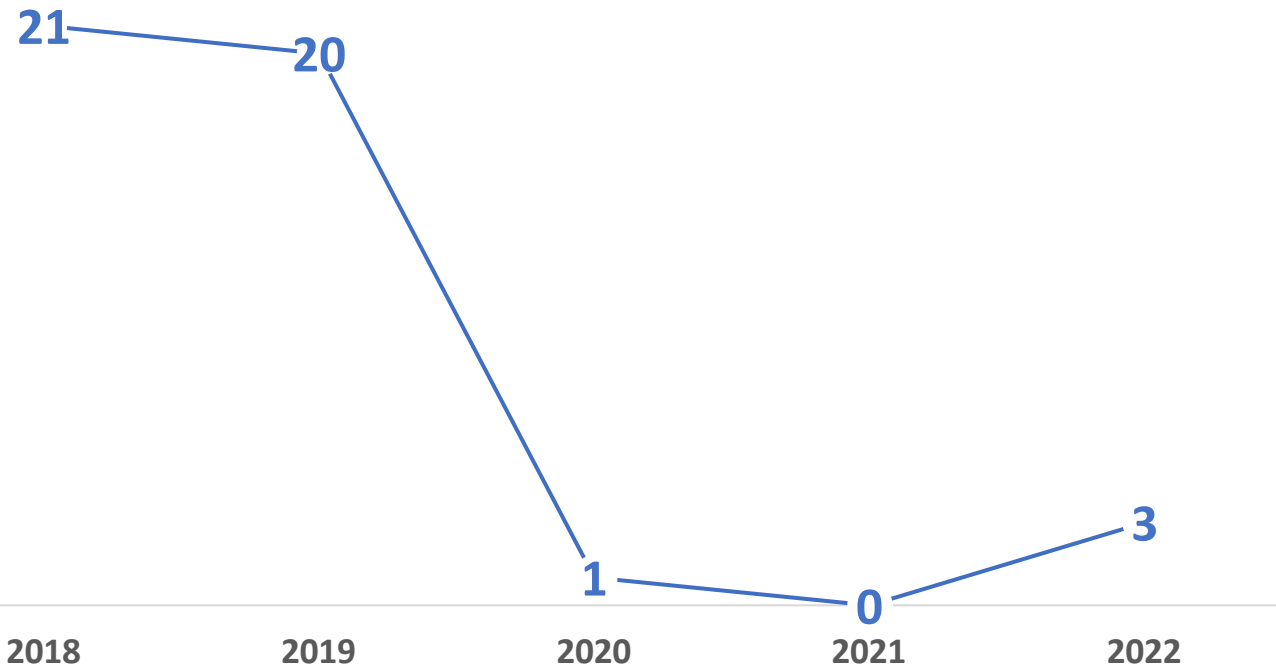
2018-2022 NUMBER OF PARTICIPANTS IN STUDENT EXCHANGE PROGRAM BASED ON AGREEMENT



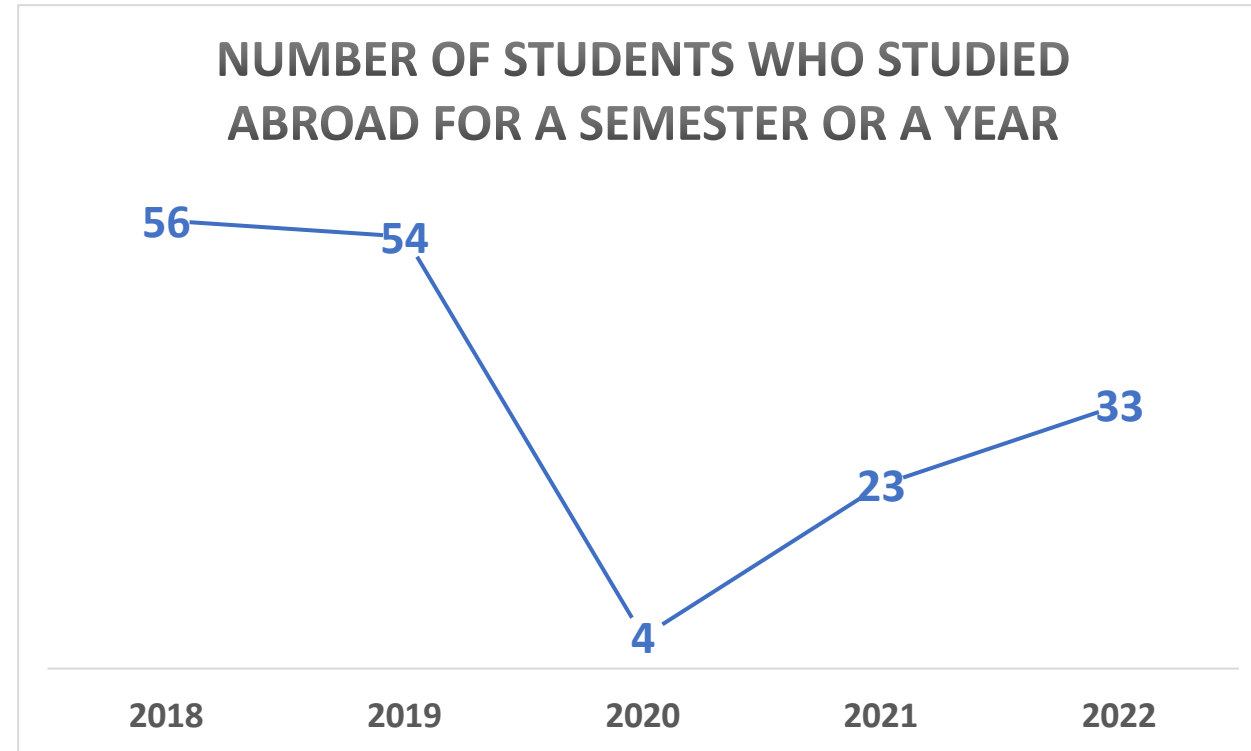
2018-2022 Number of Students who Studied Abroad to Non-partner Universities								
No	Institution	Country	Number of students					Total
			2018	2019	2020	2021	2022	
1	Maynooth University	Ireland		1				1
2	Bellevue College			1			1	2
3	California State University Fullerton			1				1
4	California State University, Chico		1					1
5	California State University, Long Beach				1			1
6	California State University, Northridge		1					1
7	San Diego State University			1				1
8	Sonoma State University		1					1
9	Southeast Missouri State University	USA	2					2
10	Suffolk University		1					1
11	The George Washington University		1					1
12	University of California, Davis		1					1
13	University of Findlay		1					1
14	University of Hawaii at Manoa		1					1
15	University of Montana			1				1
16	University of Nebraska at Kearney		1					1

No	Institution	Country	Number of students					Total
			2018	2019	2020	2021	2022	
17	Aberystwyth University	UK	1					1
18	Oxford Brookes University			1				1
19	SOAS University of London			1				1
20	SOAS, University of London						1	1
21	The University of Manchester		1					1
22	University of Leeds		1	3				4
23	University of Westminster			2				2
24	Deakin University	Australia	1	1				2
25	Griffith University						1	1
26	La Trobe University			1				1
27	Macquarie University			1				1
28	University of Amsterdam	Netherlands	1					1
29	Mount Allison University	Canada	1					1
30	Thompson Rivers University			1				1
31	Mae Fah Luang University	Thailand	1					1
32	University of Helsinki	Finland	2					2
33	Universidade de Sao Paulo	Brazil	1					1
34	Sunway University	Malaysia		2				2
35	Beijing Foreign Studies University	China		1				1
36	University of Cape Town	South Africa		1				1
			21	20	1	0	3	45

2018-2022 NUMBER OF STUDENTS WHO STUDIED ABROAD TO NON-PARTNER UNIVERSITIES



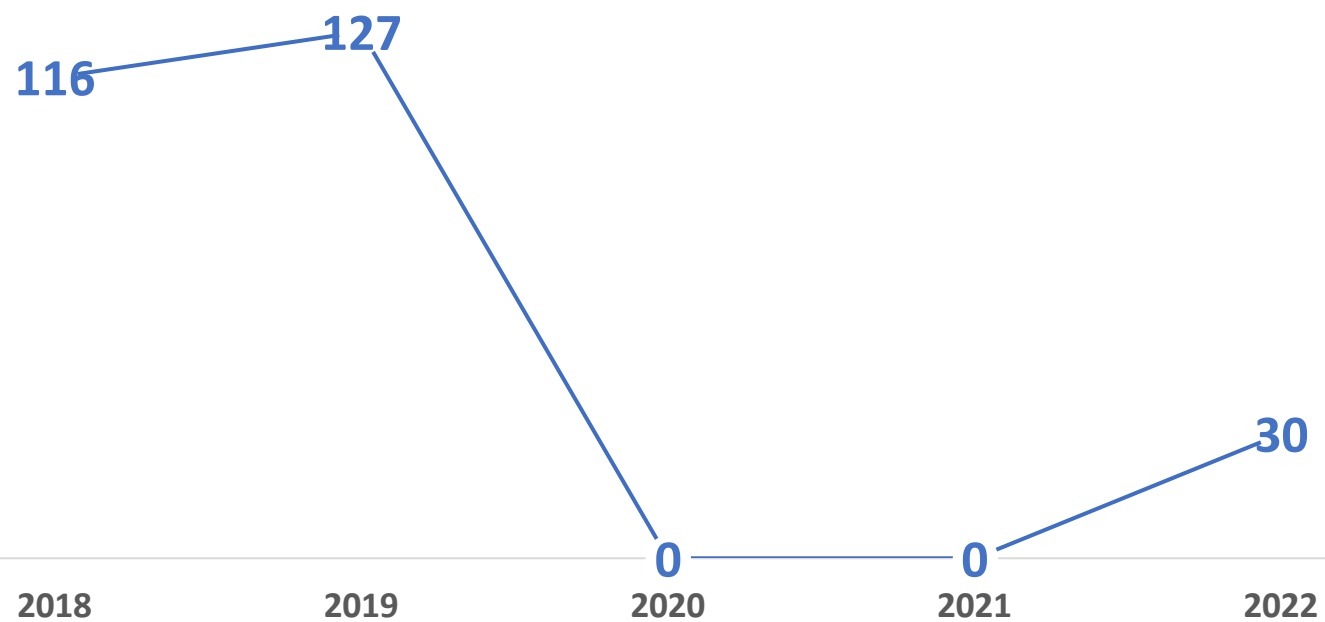
2018	2019	2020	2021	2022
35	34	3	23	30
21	20	1	0	3
56	54	4	23	33



2018-2022 Number of Participants in Short-term Study Abroad Program

Term	University Name	Country	2018	2019	2020	2021	2022	Total
Summer	McGill University	Canada	32	31	No short-term study abroad program held in 2020-2021		—	63
	Indiana University-Purdue University Indianapolis (IUPUI)	U.S.A.	10	14			15	39
	York University	U.K.	32	31			—	63
	University of Minnesota, Twin Cities	U.S.A.	22	—			—	22
	Kingston University	U.K.	—	22			—	22
Spring	Kingston University	U.K.	20	29			—	49
	Deakin University	Australia	—	—				15
	Total		116	127				30

2018-2022 NUMBER OF PARTICIPANTS IN SHORT-TERM STUDY ABROAD PROGRAM





Points of Discussion

- ❖ How can universities in Japan work with overseas partners to elevate efforts to prepare the country and its future leaders to serve in key leadership positions in industry, education, and government?